

Clinical Business Intelligence – ACO measure Dashboard

Client Description

Client is a one of the leading pediatric hospitals in the USA,

Business Need

- Client wants to offer a real time consolidated portfolio view to it's doctors and patients
- Ability to transform data with statistical functions embedded in the Analytical tool
- A report that would offer intelligence on the data presented.

Key Objects implemented in the phases of deployment

- Data for Month,
- Focus Level,
- ACO Domain,
- Measure Category Zone,
- Perform Analysis,
- Graph analysis
- ACO Specification

Solution

To overcome the challenges, Shree Partners suggested to do a POC and prototype to perform in depth data transformations and more advanced scripting abilities to embed functions and provide flexibility to customers to analyze across multiple location.

Scope, Environment

Environment:-

QlikView 11, SQL Server 2012

Scope:-

- Dashboards Development and Support

Adds/Business Benefits

- Numerous features added since initial development
- Outsourced Model for agile development
- Highly scalable - near instant response time on very huge data volumes

Clinical Business Intelligence – ACO measure Dashboard POC


As of Month

Jun 2013 ▼

Focus Level

- THR
- Zone
- Clinic
- Physician

ACO Dashboard



SHREE PARTNERS
TECHNOLOGY CONSULTING WITH AN EDGE















ACO Domain

- Patient/Caregiver Experience (future)
- Care Coordination/Patient Safety (future)
- Preventive Health
- At Risk Population

Measure Category

- Diabetes
- Hypertension
- Heart Failure
- Ischemic Vascular Disease
- Coronary Artery Disease

Zone: Southwest Zone ▼

Measure	Threshold Target*	Max Target*	Performance	Graph	Analysis	ACO Specification
Diabetes Composite (All or Nothing Scoring)	50.00%	90.00%				ACO_DM_COMP
22 DM - HbA1c Controlled (< 8%)	50.00%	90.00%				ACO #22
23 DM - LDL Controlled (< 100 mg/dl)	50.00%	90.00%				ACO #23
24 DM - BP Controlled (< 140/90 mmHg)	50.00%	90.00%				ACO #24
25 DM - Tobacco Non Use	50.00%	90.00%				ACO #25
26 DM - Daily Aspirin Use	50.00%	90.00%				ACO #26
27 DM - HbA1c Poorly Controlled (> 9%)	30.88%	14.65%				ACO #27

* Threshold and Max Targets are the CMS established benchmarks for the 50th and 90th percentiles, respectively